



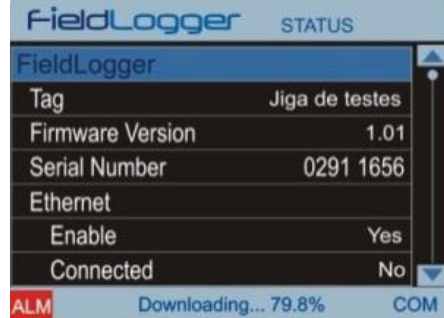



SCREEN TITLE	FIGURE	DESCRIPTION
FAVORITES		<p>This screen shows a six-position grid where you can assign a channel to be displayed on each position.</p>
CHART		<p>This screen saves a log of the favorite channels values.</p>
CHANNEL LIST		<p>This screen shows a list with all FieldLogger enabled channels (analog, digital, remote and virtual).</p>
ALARMS		<p>The “Alarms” screen is 32-position grid where each numerated position is related to its equivalent alarm.</p>
STATUS		<p>On this screen, a list is shown with information about FieldLogger and the HMI itself.</p>
CONFIGURATION		<p>Some FieldLogger and HMI parameters can be changed on this screen.</p>